

ORQUESTA FILARMÓNICA DE ACAPULCO COMO ESTABLECIMIENTO PÚBLICO DE BIENESTAR SOCIAL

GUERRERO

Estado Analítico Mensual de Ingresos

Al 30/jun./2023


Fecha y

11:45 a.
m.


Usu: nas

Rep:


Rubro de Ingreso	Presupuesto Vigente	Ene	Feb	Mar	Abr	May	Jun	Jul	Ago	Sep	Oct	Nov	Dic	Total	Diferencia (Vigente - Total)
73 Ingresos por Venta de	\$514,612.20	\$6,000.00	\$31,000.00	\$6,000.00	\$118,200.00	-\$6,000.00	\$0.00	\$0.00	\$0.00	\$0.00	\$0.00	\$0.00	\$0.00	\$155,200.00	\$359,412.20
73-1 INGRESOS PROPIOS	\$514,612.20	\$6,000.00	\$31,000.00	\$6,000.00	\$118,200.00	-\$6,000.00	\$0.00	\$0.00	\$0.00	\$0.00	\$0.00	\$0.00	\$0.00	\$155,200.00	\$359,412.20
91 Transferencias y	\$19,654,300.00	\$2,459,530.96	\$2,437,654.46	\$2,426,647.96	\$2,384,157.96	\$2,600,186.70	\$2,551,432.77	\$0.00	\$0.00	\$0.00	\$0.00	\$0.00	\$0.00	\$14,859,610.81	\$4,794,689.19
91-1 TRANSFERENCIA	\$19,654,300.00	\$2,459,530.96	\$2,437,654.46	\$2,426,647.96	\$2,384,157.96	\$2,600,186.70	\$2,551,432.77	\$0.00	\$0.00	\$0.00	\$0.00	\$0.00	\$0.00	\$14,859,610.81	\$4,794,689.19
Total	\$20,168,912.20	\$2,465,530.96	\$2,468,654.46	\$2,432,647.96	\$2,502,357.96	\$2,594,186.70	\$2,551,432.77	\$0.00	\$0.00	\$0.00	\$0.00	\$0.00	\$0.00	\$15,014,810.81	\$5,154,101.39



 MTRO. EDUARDO GABRIEL ALVAREZ ORTEGA
 DIRECTOR



 C.P. YADIRA OZUNA PEREZ
 DIRECTORA DE ADMINISTRACION



 C.P. ARTURO JUAREZ PAVON
 JEFE DEL DEPTO. DE CONTABILIDAD

