

ORQUESTA FILARMÓNICA DE ACAPULCO COMO ESTABLECIMIENTO PÚBLICO DE BIENESTAR SOCIAL GUERRERO

Estado Analítico Mensual de Ingresos





Usr: supervisor
Rep:


Al 31/dic./2023

Fecha y
02:00
p. m.

Rubro de Ingreso	Presupuesto Vigente	Ene	Feb	Mar	Abr	May	Jun	Jul	Ago	Sep	Oct	Nov	Dic	Total	Diferencia (Vigente - Total)
73 Ingresos por Venta de Bienes	\$514,612.20	\$6,000.00	\$31,000.00	\$6,000.00	\$118,200.00	-\$6,000.00	\$0.00	\$6,000.00	\$142,752.66	\$6,000.00	\$6,000.00	\$0.00	\$10,000.00	\$325,952.66	\$188,659.54
73-1 INGRESOS PROPIOS	\$514,612.20	\$6,000.00	\$31,000.00	\$6,000.00	\$118,200.00	-\$6,000.00	\$0.00	\$6,000.00	\$142,752.66	\$6,000.00	\$6,000.00	\$0.00	\$10,000.00	\$325,952.66	\$188,659.54
91 Transferencias y Asignaciones	\$36,666,509.85	\$2,459,530.96	\$2,437,654.46	\$2,426,647.96	\$2,384,157.96	\$2,600,186.70	\$2,551,432.77	\$2,556,908.68	\$2,346,008.82	\$2,598,894.44	\$2,335,299.34	\$2,391,519.85	\$9,514,515.09	\$36,602,757.03	\$63,752.82
91-1 TRANSFERENCIA ESTATAL	\$36,666,509.85	\$2,459,530.96	\$2,437,654.46	\$2,426,647.96	\$2,384,157.96	\$2,600,186.70	\$2,551,432.77	\$2,556,908.68	\$2,346,008.82	\$2,598,894.44	\$2,335,299.34	\$2,391,519.85	\$9,514,515.09	\$36,602,757.03	\$63,752.82
Total	\$37,181,122.0	\$2,465,530.9	\$2,468,654.4	\$2,432,647.9	\$2,502,357.9	\$2,594,186.70	\$2,551,432.77	\$2,562,908.6	\$2,488,761.4	\$2,604,894.4	\$2,341,299.3	\$2,391,519.8	\$9,524,515.09	\$36,928,709.6	\$252,412.3


 MTRO. EDUARDO GABRIEL ALVAREZ ORTEGA
 DIRECTOR


 C.P. YADIRA OZUNA PEREZ
 DIRECTORA DE ADMINISTRACION


 C.P. ARTURO JUAREZ PAVON
 JEFE DEL DEPTO. DE CONTABILIDAD Y ARCHIVOS

