

ORQUESTA FILARMÓNICA DE ACAPULCO COMO ESTABLECIMIENTO PÚBLICO DE BIENESTAR SOCIAL

GUERRERO

Estado Analítico Mensual de Ingresos


Al 30/jun./2024

Fecha y 03/jul./2024


hora de Impresión 02:38 p. m.

Usu: SUPERVISOR
Rep: rptAnaliticoPresupuestoIngresos


Rubro de Ingreso	Presupuesto Vigente	Ene	Feb	Mar	Abr	May	Jun	Jul	Ago	Sep	Oct	Nov	Dic	Total (Vigente - Total)	Diferencia
73 Ingresos por Venta de Bienes y Pres	\$300,023.20	\$6,000.00	\$6,000.00	\$6,000.00	\$76,000.00	\$110,000.00	\$12,000.00	\$0.00	\$0.00	\$0.00	\$0.00	\$0.00	\$0.00	\$216,000.00	\$84,023.20
73-1 INGRESOS PROPIOS	\$300,023.20	\$6,000.00	\$6,000.00	\$6,000.00	\$76,000.00	\$110,000.00	\$12,000.00	\$0.00	\$0.00	\$0.00	\$0.00	\$0.00	\$0.00	\$216,000.00	\$84,023.20
91 Transferencias y Asignaciones	\$21,665,795.25	\$2,409,917.12	\$2,420,655.12	\$2,390,525.12	\$3,503,307.41	\$2,585,123.09	\$2,569,174.09	\$0.00	\$0.00	\$0.00	\$0.00	\$0.00	\$0.00	\$15,878,701.95	\$5,787,093.30
91-1 TRANSFERENCIA ESTATAL	\$21,665,795.25	\$2,409,917.12	\$2,420,655.12	\$2,390,525.12	\$3,503,307.41	\$2,585,123.09	\$2,569,174.09	\$0.00	\$0.00	\$0.00	\$0.00	\$0.00	\$0.00	\$15,878,701.95	\$5,787,093.30
Total	\$21,965,818.45	\$2,415,917.12	\$2,426,655.12	\$2,696,525.12	\$3,579,307.41	\$2,685,123.09	\$2,581,174.09	\$0.00	\$0.00	\$0.00	\$0.00	\$0.00	\$0.00	\$16,094,701.95	\$5,871,116.50



 MTRO. BARTHOLOMEUS HENRI J. VAN DE VELDE
 ENCARGADO DE LA ORQUESTA FILARMONICA DE ACAPULCO



 C.P. YADIRA OZUNA PEREZ
 DIRECTORA DE ADMINISTRACION



 C.P. ARTURO SUAREZ PAVON
 JEFE DEL DEPTO. DE CONTABILIDAD Y ARCHIVO

