




Usu: supervisor
Rep: rptAnalíticoPresupuestoIngresos


GUERRERO
Estado Analítico Mensual de Ingresos
Al 30/sep./2024

Fecha y hora de Impresión | 03/oct./2024
12:50 p. m.


Rubro de Ingreso	Presupuesto Vigente	Ene	Feb	Mar	Abr	May	Jun	Jul	Ago	Sep	Oct	Nov	Dic	Total	Diferencia (Vigente - Total)
73 Ingresos por Venta de Bienes y Pres	\$363,323.20	\$6,000.00	\$6,000.00	\$6,000.00	\$76,000.00	\$110,000.00	\$12,000.00	\$6,000.00	\$6,000.00	\$66,000.00	\$0.00	\$0.00	\$0.00	\$294,000.00	\$69,323.20
73-1 INGRESOS PROPIOS	\$363,323.20	\$6,000.00	\$6,000.00	\$6,000.00	\$76,000.00	\$110,000.00	\$12,000.00	\$6,000.00	\$6,000.00	\$66,000.00	\$0.00	\$0.00	\$0.00	\$294,000.00	\$69,323.20
91 Transferencias y Asignaciones	\$24,436,738.87	\$2,409,917.12	\$2,420,655.12	\$2,390,525.12	\$3,503,307.41	\$2,585,123.09	\$2,696,757.41	\$2,339,252.08	\$3,177,207.10	\$2,470,738.04	\$0.00	\$0.00	\$0.00	\$23,993,482.49	\$443,256.38
91-1 TRANSFERENCIA ESTATAL	\$24,436,738.87	\$2,409,917.12	\$2,420,655.12	\$2,390,525.12	\$3,503,307.41	\$2,585,123.09	\$2,696,757.41	\$2,339,252.08	\$3,177,207.10	\$2,470,738.04	\$0.00	\$0.00	\$0.00	\$23,993,482.49	\$443,256.38
Total	\$24,800,062.07	\$2,415,917.12	\$2,426,655.12	\$2,396,525.12	\$3,579,307.41	\$2,695,123.09	\$2,708,757.41	\$2,345,252.08	\$3,183,207.10	\$2,536,738.04	\$0.00	\$0.00	\$0.00	\$24,287,482.49	\$512,579.58



 MTRO. BARTHOLOMEUS HENRI J. VAN DE VELDE
 ENCARGADO DE LA ORQUESTA FILARMONICA DE ACAPULCO



 C.P. YADIRA OZUNA PEREZ
 DIRECTORA DE ADMINISTRACION



 C.P. ARTURO JUAREZ PAVON
 JEFE DEL DEPTO. DE CONTABILIDAD Y ARCHIVO

